



4

4 Par 5 M 438m L 431m
 Short par 5 down the slope. A long drive down the left of the fairway can open up the small green.

5

5 Par 4 M 350m L 275m
 Plays longer up the slope. Difficult chip over if green missed left bunker.

6

6 Par 3 M 182m L 122m
 Long par 3 up the hill. Accuracy required with OOB on the left.

1

1 Par 4 M 305m L 292m
 Short opener. Tempts a long drive but the fairway runs out after 210m and there is OOB on the left. Consider laying up and leaving a short iron to the narrow green.

2

2 Par 3 M 158m L 150m
 Plays shorter than the card down the slope. A miss to the right will leave a difficult chip off a tough lie.

3

3 Par 5 M 479m L 416m
 Long hitters must carry the trees on the corner to avoid running out of fairway. The close trees require an accurate second shot.

7

7 Par 4 M 270m L 261m
 Long hitters can try for the green but trouble with a blind drive, hazard left of the green and greenside bunkers. Consider laying up to the top of the hill and leaving a short iron off a level lie.


8

8 Par 3 M 176m L 144m
 Trouble all around with OOB on the left and a gully on the right. Must aim for the left side of the green to avoid rolling off the putting surface.

9


9 Par 4 M 309m L 290m
 Carry the gully to a driving area that narrows after 200m. Keep to the left side of the green as the severe slope will carry the ball off the green to the right.

10



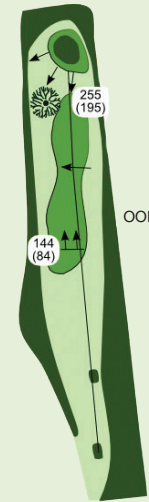
10 Par 5 M 426m L 402m
To avoid leaving a very quick downhill putt you must leave the approach shot under the hole as the green slopes severely to the front. Enjoy the view of One Tree Hill in the distance.

11




11 Par 4 M 401m L 357m
Drive to the right side of the fairway to avoid over hanging trees cutting off the shot to the green. Take care with the approach as it is very easy to run down the slope and through the green.

14




14 Par 4 M 296m L 236m
'Coronary'
Fairway has a big side slope so aim right to keep on the fairway. Blind shot to the elevated green is very difficult to judge. After the tough walk up to the green take the time to enjoy the view away to Mt. Langhi Ghiran.

15



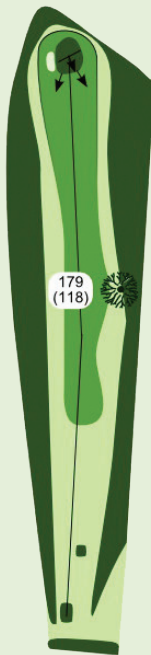
15 Par 4 M 3100m L 305m
Big hitters can go over the trees and attack the green. A deceptive green falls to the rear. Many an approach shot can run off the back.

16



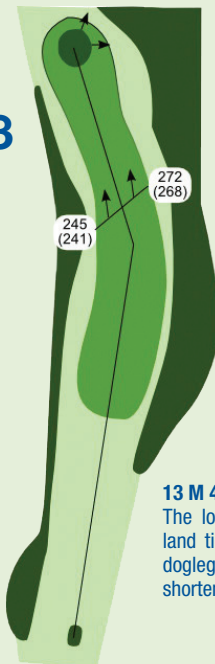
16 Par 3 M 161m L 122m
The green cuts on the left so keep to the right side to carry to the green and avoid the greenside bunker.

12



12 Par 4 M 366m L 305m
Tough par 4 plays long up the hill. The narrow tree lined fairway requires accuracy off the tee. Biggest problems are on the tiered sloping green where any two putt is acceptable.

13



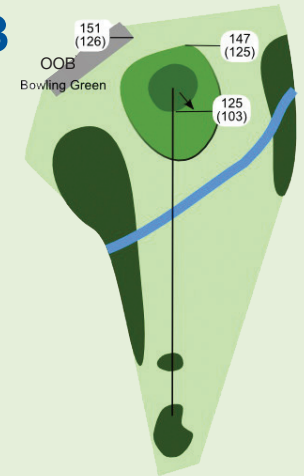
13 M 406 Par 4 L 402m Par 5
The longer hitters can aim to land tight on the inside of the dogleg where the extra roll can shorten the length of the hole.

17



17 Par 4 M 3808m L 332m
Very, very sharp dogleg. Plenty of distance can be made up by cutting the corner, so it is well worth the risk. Deceptive green with more slope to the left than appears, so play to the right side.

18



18 Par 3 M 1388m L 116m
A short carry over the creek is required. Take care with the bowling green out-of-bounds on the left. The front right of the green slopes away and even a well struck ball will roll off the green.